



Introducing Mizumi Martini Blends


Creating a sophisticated, designer palette is effortless with the help of our newest addition, Mizumi Martini Blends. Ten expertly crafted blends harness light and reflectivity using a combination of colors in pearl and silk finishes.

The blends are available in the classic martini shape that adds elegance whether installed horizontally or vertically. Mirroring the movement of water, Mizumi handmade glass tiles incorporate waves, bubbles and creases that add even more movement to the finished installation. [See the entire collection.](#)


The Series




Half & Half




Franciscan Fog




Blue Heaven




Aqueous



Georgian Bay




Ice Crystal



Moondance



Malt



Gold Mine



Stealth


Marketing Tools

Concept Boards

Lunada Bay Tile's 12x19 concept boards will help you showcase the variety of design possibilities of the Mizumi Martini Blends.




#190 Mizumi Martini Blend in Franciscan Fog with Woodhouse Bar in Silver Silk and Old Fashioned Hexagon 4x4 in Crystal Pearl and Silk and Silver Pearl



#189 Mizumi Martini Blend in Moondance with Flatbar in Crystal Silk and Old Fashioned 2x4 in Silver Pearl



#188 Mizumi Blend in Blue Heaven with 3x12 Imperial Black Slate and Flatbar in Crystal Silk



Color Boards

Glass tiles take on a whole new look once they are professionally installed and grouted. The Mizumi Martini Blend color boards measure 6x6 inches and will help your customers visualize the finished installation.

Swatch Cards

Swatch cards are a great way to sample architects, designers and consumers who want individual pieces close at hand. The cards are contained in a compact swatch box.



Like what you see?
Contact the sales team for samples & pricing

[Join us on Facebook](#)

[Read the blog](#)

[Contact LBT](#)