





LUNADA
BAYTILE

Sumi-e 1-3/8 x 6 Large Brick • Natural Finish

- Paper-faced sheets interlocking
- 70% post-consumer recycled glass content ♻️



Izu Natural



Atami Natural



Hida Natural



Hagi Natural



Hokkaido Natural



Sendai Natural



Ohara Natural



Chuzenji Natural



Kyoto Natural



Tajimi Natural



Karatsu Natural



Morioka Natural



Sado Natural



Zushi Natural



LUNADA
BAYTILE

Sumi-e 1-3/8 x 6 Large Brick • Silk Finish


- Paper-faced sheets interlocking
- 70% post-consumer recycled glass content ♻️



Hagi Silk



Hida Silk




Atami Silk



Izu Silk




Chuzenji Silk




Ohara Silk



Sendai Silk



Hokkaido Silk



Morioka Silk



Karatsu Silk



Tajimi Silk



Kyoto Silk



Zushi Silk



Sado Silk