

Mizumi Gendai Blend (1/2 x 1/2, 1/2 x 1, 1 x 1)

- Paper-faced interlocking sheets
- Up to 70% post-consumer recycled glass content by color ♻️



Cloud



Bright White




Warm Sand




Sunset



Shell



Vintage Green



Taupe



Pine




Apricot




LUNADA  
BAY TILE

## Mizumi Gendai Blend (1/2 x 1/2, 1/2 x 1, 1 x 1)


- Paper-faced interlocking sheets
- Up to 70% post-consumer recycled glass content by color ♻️




Sea Blue




Tea Leaf




Conifer



Baby Blue



French Blue




Kentucky Blue



English Blue



Murano Blue



Night Sky