

- 6 Blends
- Individual Pieces



Buoy Mosaic (2")



Keel (1 5/8 x 9 1/2)




Plank (1 5/8 x 9 1/2)




Lighthouse

Sail 33% • Sandbar 33% • River Rock 33%



Mauna Loa

Sail 33% • River Rock 33% • Night Luster 33%



Port Side

Sail 40% • River Rock 40% • Red Sea 20%


- 6 Blends
- Individual Pieces



Buoy Mosaic (2")



Keel (1 5/8 x 9 1/2)





Plank (1 5/8 x 9 1/2)



Maritime

River Rock 33% • Summer Sky 33% • Cruise Blue 33%



Coastline

Harbor Blue 33% • Sea Kelp 33% • Sandbar 33%



Tropics

Sandbar 40% • Sea Kelp 40% • Coral Reef 20%