


LUNADA  
BAYTILE

KA-NŪ

# PATTERNS




Buoy Mosaic (2")



Keel (1 5/8 x 9 1/2")




Plank (1 5/8 x 9 1/2")




Liner (3/4 x 9 1/2 x 1/2" thick)


# COLORS




Sea Kelp




Summer Sky




Cruise Blue



Harbor Blue




Coral Reef



Red Sea




# COLORS



Sail



Sandbar



River Rock



Night Luster

Solid colors and blends available in all sizes.

# BLEND




Lighthouse




Mauna Loa




Coastline




Maritime



Port Side



Tropics



## Ka-nū

Japanese for canoe, the Ka-nū series is guided by the colorful, streamlined vessels that traverse serene waterways, whitewater rapids, and surging waves. The ceramic tile collection comprises three architecturally dimensional surfaces: Keel, Plank, and Buoy Mosaic. With each tile, artisans implement a specialized glazing process to create vibrant pearled colors with an exquisite luster. The diverse selection of hues and color blends are available in all three patterns to reach your desired destination.



Please visit [LunadaBayTile.com](http://LunadaBayTile.com) for our complete product offerings, applications and installation instructions.

© 2019 Lunada Bay Tile. All Rights Reserved

