



LUNADA
BAYTILE


MIZUMI




Natural | Pearl | Silk
Bright White




Natural | Pearl | Silk
Cloud




Natural | Pearl | Silk
Baby Blue



Natural | Pearl | Silk
Vintage Green




Natural | Pearl | Silk
Tea Leaf



Natural | Pearl | Silk
Conifer




Warm Sand
Available only in Pearl finish




Natural | Pearl | Silk
Shell




Natural | Pearl | Silk
Sunset




Natural | Pearl | Silk
Taupe



Natural | Pearl | Silk
Pine



Natural | Pearl | Silk
Apricot




Natural | Pearl | Silk
Sea Blue



Natural | Pearl | Silk
Kentucky Blue




Natural | Pearl | Silk
French Blue



Natural | Pearl | Silk
English Blue




Natural | Pearl | Silk
Murano Blue



Natural | Pearl | Silk
Night Sky

MIZUMI PATTERNS



1/2 x 1/2 Mini Mosaic
(11.5mm x 11.5mm)



Pompeii (1/2 x 1/2)
(11.5mm x 11.5mm)



1/2 x 1 Mini Brick
(11.5 mm x 25mm)



1 x 1 Mosaic
(25mm x 25mm)



Martini (5/8 x 2)
(16mm x 50mm)



1 x 2 Brick
(25mm x 50mm)



1/2 x 4 Brick
(11.5mm x 100mm)



1 x 4 Brick
(25mm x 100mm)



Rio (1/2 x 1 & 1 x 1) (Natural and Silk)
(11.5mm x 25mm, 25mm x 25mm)



Mizumi [mi-zu-mi]

noun

origin: Japanese

1. *lake*

Lush color inspired by nature defines the Mizumi glass collection. The handmade, single-color glass tiles incorporate waves, bubbles and creases that capture and reflect light with a new level of sophistication. The Mizumi palette consists of 18 thoughtfully curated hues and three finishes that coordinate with commercial and residential spaces of many styles. The tile's smooth edge presents a clean and crisp installation.

70% post-consumer recycled glass content 

Please visit LunadaBayTile.com for our complete product offerings, applications and installation instructions.



© 2014 Lunada Bay Tile. All Rights Reserved

